



HEMAPEN®

Quick guide

Your expertise
Our technology
Better patient outcome



HEMA PEN® Quick guide

Your expertise
Our technology
Better patient outcome

Instructional video

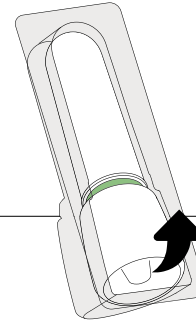
Use the following link to train the use of the hemaPEN.



ifuvideoreg.hemapen.com

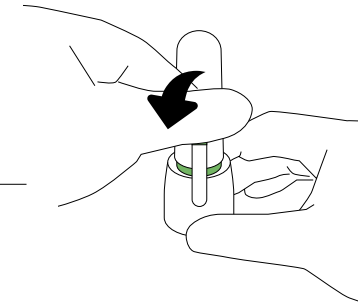
1

Remove hemaPEN® from packaging.



2

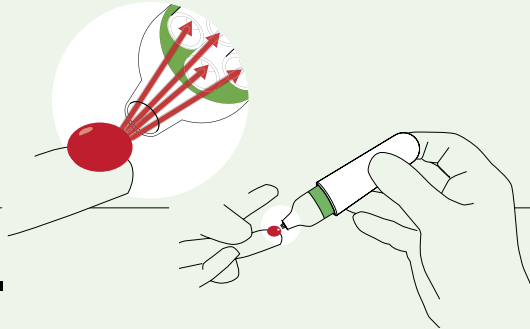
Remove seal.



Prepare blood sample then follow steps in one continuous motion.

3

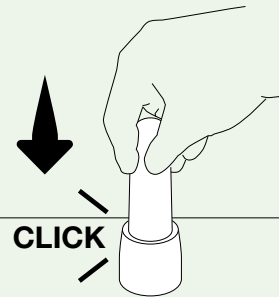
Touch hemaPEN tip onto the surface of a **large blood drop**.



Collect
10 sec.

4

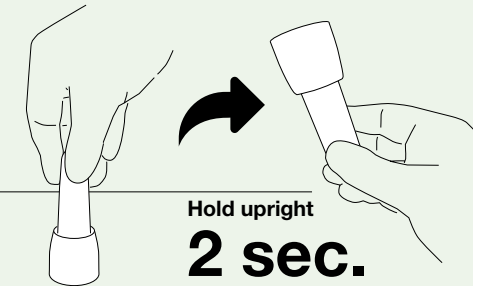
Swiftly **push** hemaPEN down until it **clicks**.



Immediately
after step 3.

5

Turn hemaPEN to ensure blood storage.



Immediately
after step 4.

Hold upright
2 sec.



Your expertise | Our technology | Better patient outcome

Delivering better patient outcomes.

Derived from standard capillary blood collection, hemaPEN provides additional benefits for better patient outcomes:

- Accurate, fixed micro-volume of blood – for quantitative testing, leading to better understanding of conditions.
- Minimally invasive sampling – enabling more frequent testing for better care decisions.
- Elimination of cold-chain – for simplified logistics and to promote out-patient sampling.
- Contained, dry sample – for minimizing contamination risk and improved sample integrity.

hemaPEN®
BLOOD COLLECTION
AND STORAGE DEVICE



ifureg.hemapen.com



TRAJAN Trajan Scientific and Medical

	Trajan Scientific Australia Pty Ltd (Sponsor) 7 Argent Place, Ringwood, VIC 3134, AU Tel: +61 (0) 3 9874 8577
	Advena Ltd. Tower Business Centre, 2nd Flr., Tower Street, Swatar, BKR 4013 Malta
	Trajan Scientific Americas Inc 1421 W Wells Branch Parkway, Suite 108, Austin TX 78660, USA Tel: +1 512 837 7190
	ifureg.hemapen.com