



# HEMAPEN®

## Quick guide

Your expertise  
Our technology  
Better patient outcome

For research purpose only.  
Not for therapeutic or diagnostic use.



HEMA PEN®

Quick guide

Your expertise  
Our technology  
Better patient outcome

For research purpose only.  
Not for therapeutic or diagnostic use.

### Instructional video

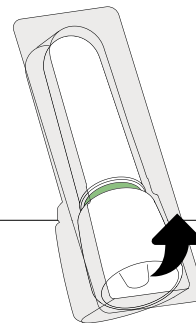
Use the following link  
to train the use of  
the hemaPEN.



[ifuvideoreg.hemapen.com](http://ifuvideoreg.hemapen.com)

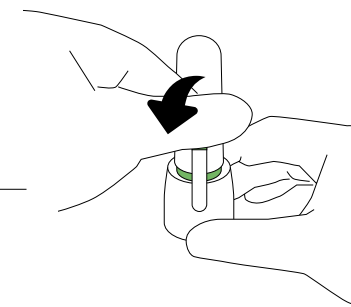
1

Remove hemaPEN®  
from packaging.



2

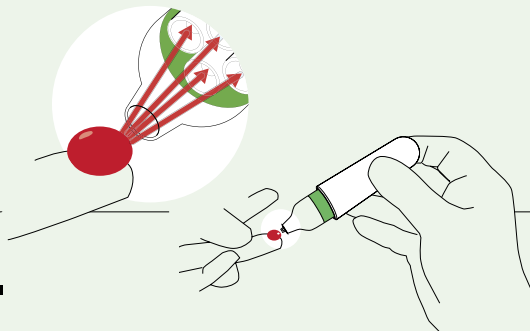
Remove seal.



## Prepare blood sample then follow steps in one continuous motion.

3

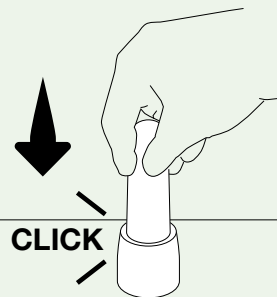
Touch hemaPEN tip  
onto the surface of a  
**large blood drop.**



Collect  
**10 sec.**

4

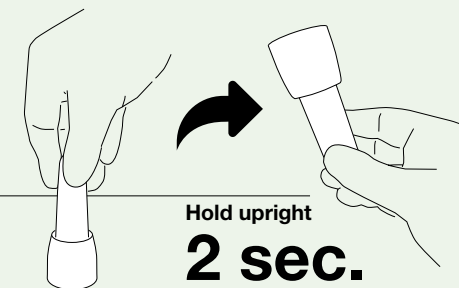
Swiftly **push** hemaPEN  
down until it **clicks**.



**Immediately**  
after step 3.

5

**Turn** hemaPEN  
to ensure blood  
storage.



**Immediately**  
after step 4.

**Hold upright**  
**2 sec.**



Your expertise | Our technology | Better patient outcome

### Delivering better patient outcomes.

Derived from standard capillary blood collection, hemaPEN provides additional benefits for better patient outcomes:

- Accurate, fixed micro-volume of blood – for quantitative testing, leading to better understanding of conditions.
- Minimally invasive sampling – enabling more frequent testing for better care decisions.
- Elimination of cold-chain – for simplified logistics and to promote out-patient sampling.
- Contained, dry sample – for minimizing contamination risk and improved sample integrity.

**hemaPEN®**  
BLOOD COLLECTION AND  
STORAGE DEVICE

For research purpose only.  
Not for therapeutic or  
diagnostic use.



[ifureg.hemapen.com](http://ifureg.hemapen.com)



**TRAJAN** Trajan Scientific and Medical

Trajan Scientific Australia Pty Ltd  
7 Argent Place, Ringwood, VIC 3134, AU  
Tel: +61 (0) 3 9874 8577

[ifureg.hemapen.com](http://ifureg.hemapen.com)