

Harpera[™]

Microbiopsy Punch (Disposable)

Intended use

The Harpera[™] Microbiopsy Punch is intended to enable the collection of a specimen from the cutaneous skin surface by a healthcare professional.

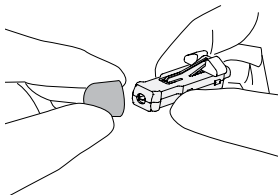
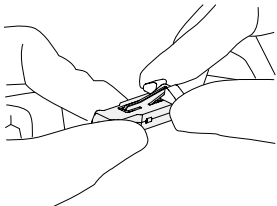
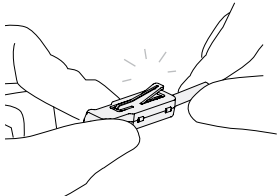
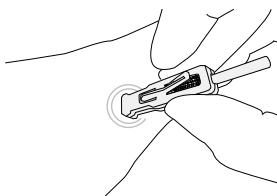
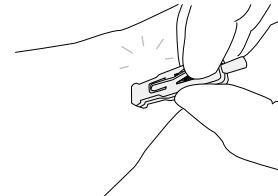
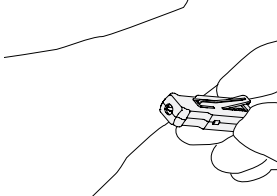
Product description

The Harpera device is a single-use manual microbiopsy punch, a hand-held disposable device intended to achieve a controlled skin puncture in order to obtain a specimen. The punch is supplied individually packaged and has been subjected to gamma irradiation.

Instructions for use

Read IFU and watch IFU video prior to use the device.



<p>1. Remove device from packaging and remove safety cap.</p> 	<p>2. Remove safety insert.</p> 
<p>3. Pull the plunger until a soft click is heard. The punch is now set.</p> 	<p>4. Place the punch vertically against the subject's skin at target site. Press firmly against the subject's skin.</p> 
<p>5. Activate the lever to puncture the skin. Do not touch the plunger. A soft click is heard to indicate user of the activation of the device.</p> 	<p>6. Pull the punch with specimen off the skin surface to collect the specimen.</p> 


Warnings and precautions


- During activation, step 4-5, use with one hand.
- Do not resterilize.
- Do not re-use (single use).
- Reuse of this device presents a risk of infection to the patient.
- Handle with care so as not to injure yourself by touching the sharp tips/edges of the microbiopsy collector.
- If the tip of the microbiopsy collector comes in contact with a foreign object, replace the device with a new one.
- Do not use the device if any damage is observed to the packaging or the device itself.
- If an incident occurs with the device or failures occur in collecting specimen, please contact neo.support@trajanscimed.com as soon as possible.











Storage and handling

In its sterile packaging, the device can be stored at room temperature. After use, dispose of the device properly in the biohazard waste. Dispose of the microbiopsy collector as sharp medical waste to prevent infection as per local guidance.

Neoteryx®, Harpera™ and Microbiopsy™ are trademarks owned by Trajan Scientific Australia Pty Ltd

Information and support	
	Trajan Scientific Australia Pty Ltd 7 Argent Place, Ringwood, VIC 3134, AU. Tel: +61 (0) 3 9874 8577

<div>US AGENT</div> <div>Trajan Scientific Americas Inc 1421 W Wells Branch Parkway, Suite 108, Austin TX 78660, USA Tel: +1 512 837 7190</div>	
Country of origin	<div>Made in Australia</div> <div> www.neoteryx.com/harpera-resources</div>

Symbol meanings					
	Consult instructions for use or consult electronic instructions for use		Do not use if package is damaged and consult instructions for use		Caution
	Keep away from sunlight		Do not re-use		Sterile by radiation
	Expiry date		Do not re-sterilize		Manufacturer
	Keep dry				